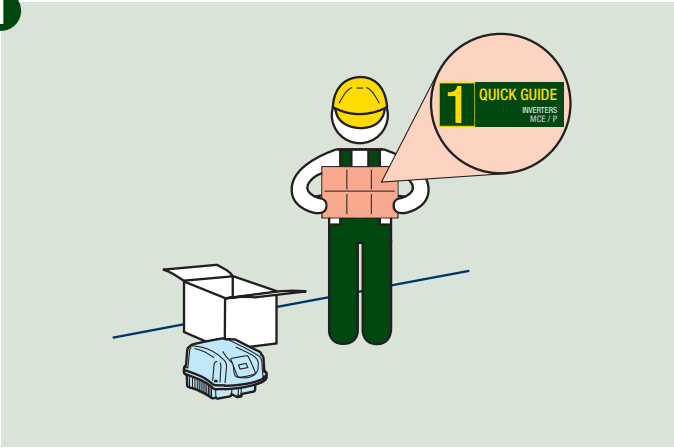




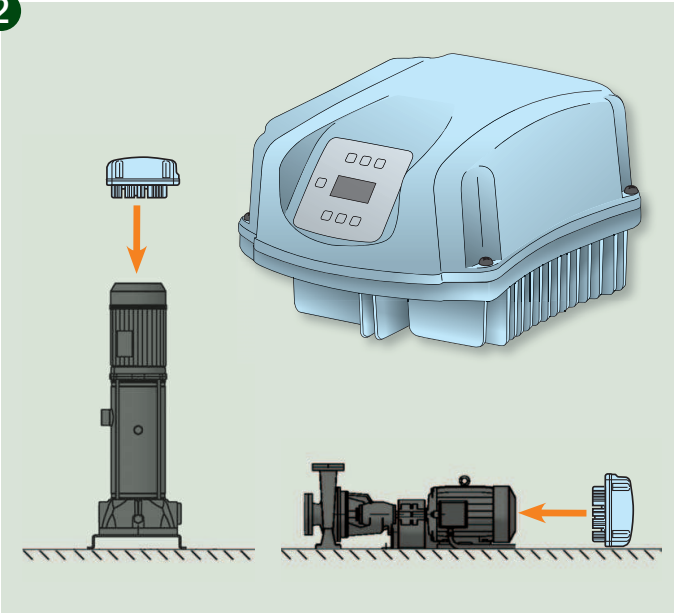
# 1

## QUICK GUIDE INVERTERS MCE / P

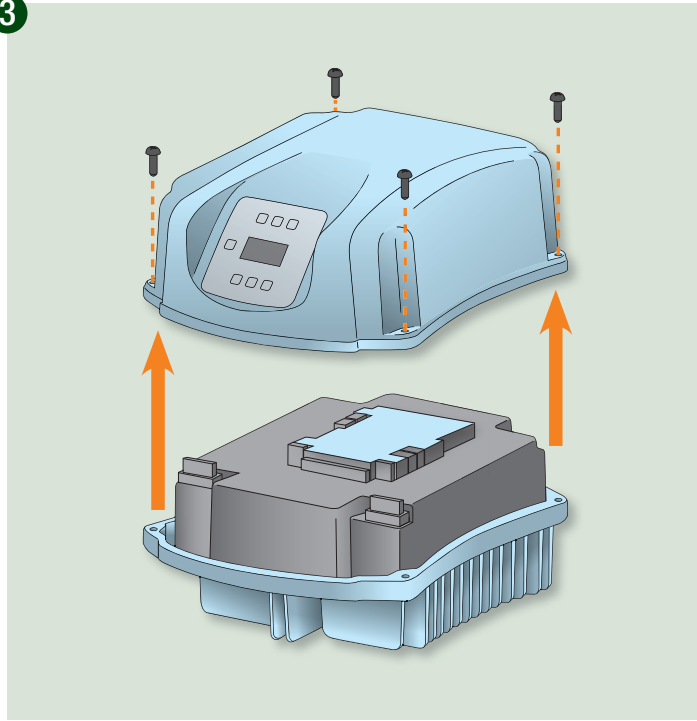
1



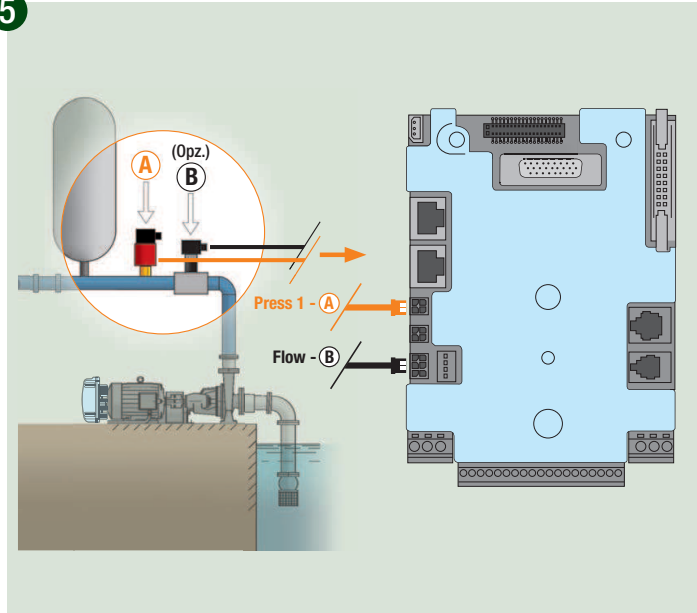
2



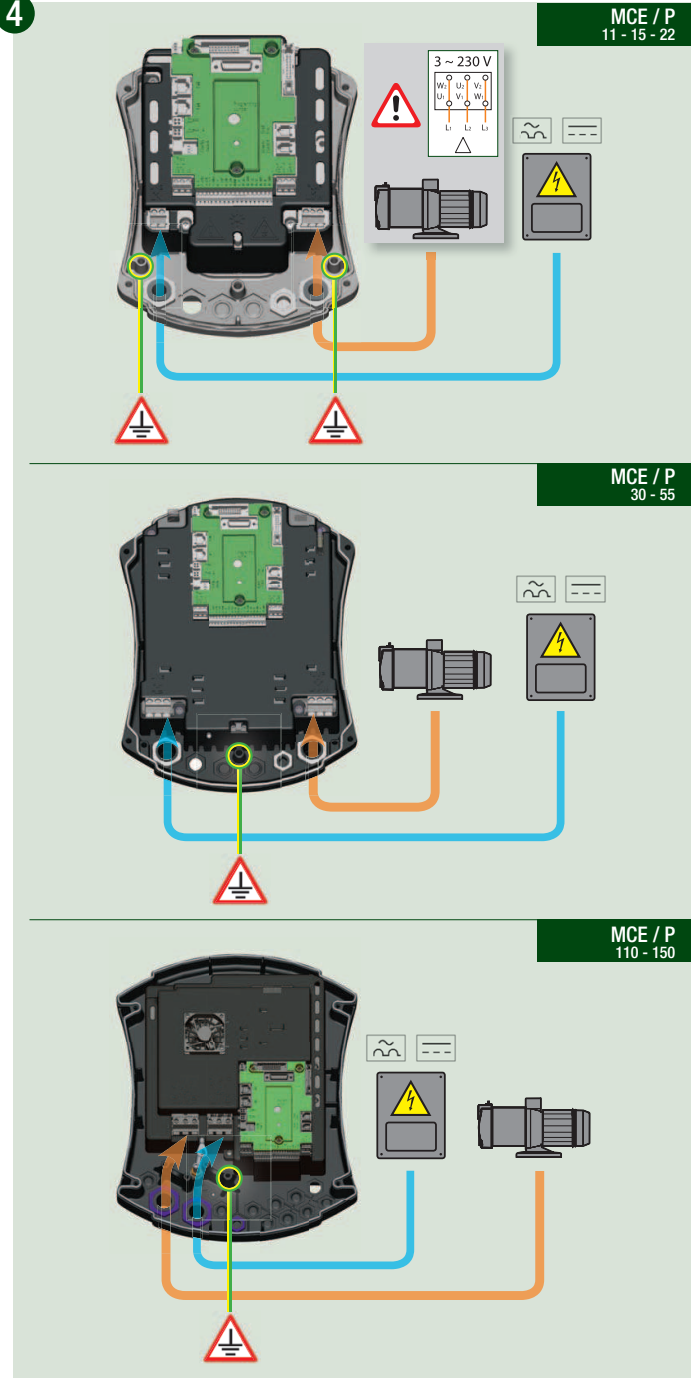
3



5



4



MCE / P  
11 - 15 - 22

MCE / P  
30 - 55

MCE / P  
110 - 150

**6**

5"

MODE EQOW + SET + - = RC

INSTALLER MENU  
 Control  
 22.0 A  
 SP 0.0 Hz 3.1 bar

MCE / P  
11 - 15 - 22

MCE / P  
30 - 55

MCE / P  
110 - 150

**7**

MODE EQOW = RT

INSTALLER MENU  
 Rotating direction  
 W V U  
 1  
 SP 0.0 Hz 3.1 bar

MCE / P

**1**

1 QUICK GUIDE  
 Inverter  
 MCE / P

Ok

**8**

A + B

MODE EQOW x 7 = FI

INSTALLER MENU  
 Flow sensor  
 No sensor  
 1  
 SP 0.0 Hz 3.1 bar

FL = 1

MODE EQOW x 1 = FD

INSTALLER MENU  
 Pipe diam  
 2"  
 1  
 SP 0.0 Hz 3.1 bar

MCE / P

**2**

2 QUICK GUIDE  
 Inverters  
 Boostersets

**9**

SET =

MAIN MENU  
 PREC: 0.0 Hz  
 PRESS: 3.1 bar  
 STATE: SB

3"

MODE EQOW + SET = SP

SETPOINT MENU  
 Setpoint pressure  
 3.0 bar  
 SP 0.0 Hz 3.1 bar

MCE / P



DAB PUMPS S.p.A.  
 Via Marco Polo, 14 - 35035 Mestrino (PD) Italy  
 Phone +39.049.5125000 - Fax +39.049.5125950  
 customer.service@dwtgroup.com  
 www.dabpumps.com